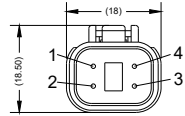


Revision Notes			
R1 - DIMENSION CORRECTED FROM 9000±35 TO 9035±50 AS PER QI784. DRAWING FRAME CORRECTED TO LATEST VERSION.			
APA: JIA WEI	Drawn: W BEAZLEY	Checked: R PENTLEY	Approved: D WALLIN Date: 06/06/2016
R2 - GENERIC CABLE LABEL DRAWING NUMBER CORRECTED FROM BE-002799 TO BE-002779 AS PER QI938			
APA: M WANG 06/02/17	Drawn: W BEAZLEY	Checked: R PENTLEY	Approved: D WALLIN Date: 09/01/2017

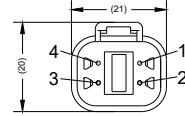
VIEW A



FEMALE MATING FACE

PIN	WIRE COLOUR	DESCRIPTION
1	BROWN	GND
2	GREEN	CAN HIGH (PAIR 1)
3	YELLOW	+12V
4	BLUE	CAN LOW (PAIR 1)

VIEW B

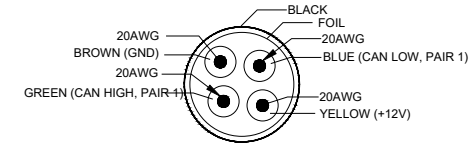


MALE MATING FACE

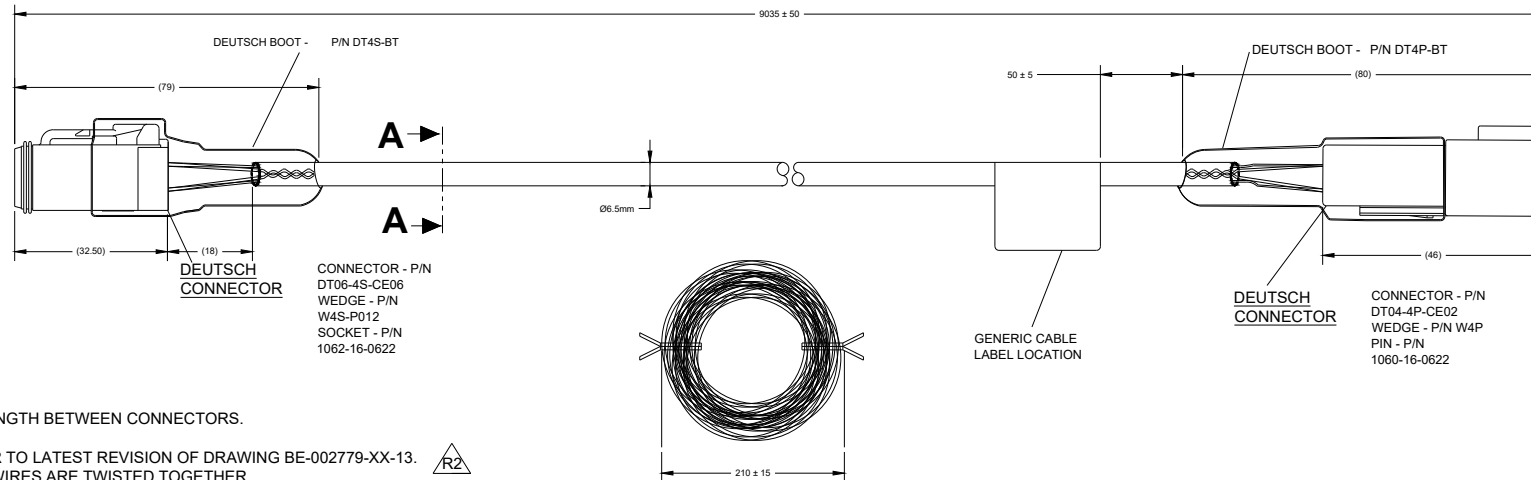
PIN	WIRE COLOUR	DESCRIPTION
1	BROWN	GND
2	GREEN	CAN HIGH (PAIR 1)
3	YELLOW	+12V
4	BLUE	CAN LOW (PAIR 1)

VIEW A-A

CABLE BUILDUP



TO LED DISPLAY
A →



← B
TO RADAR SENSOR

NOTES:

- CABLES SHOULD BE ONE CONTINUOUS LENGTH BETWEEN CONNECTORS.
- CONNECTORS SHOULD BE BLACK.
- FOR GENERIC CABLE LABEL DETAIL REFER TO LATEST REVISION OF DRAWING BE-002779-XX-13.
- BLUE (CAN LOW) AND GREEN (CAN HIGH) WIRES ARE TWISTED TOGETHER.
- TWISTED PAIR TWIST RATE IS 1 TURN PER 50-55MM.
- BOOTS HAVE TIGHT FIT ON THE CABLE, BOOT MATERIAL STRETCHES TO CLAMP BY TENSION ON THE CABLE.
- THE OUTSIDE CABLE INSULATION MUST END MINIMUM 20MM WITHIN THE BOOT.
- CABLE PROVIDED WITH SYSTEM WILL BE PACKED IN LED DISPLAY PACKING BOX.
- SPARE CABLE WILL BE PROVIDED IN CLEAR PLASTIC BAGS.
- ANY CUSTOMER MODIFICATION OF THIS PRODUCT CAUSING SUBSEQUENT FAILURE IS NOT A LIABILITY OF BRIGADE ELECTRONICS PLC.

PROPRIETARY NOTICE

THIS DESIGN AND TECHNICAL INFORMATION APPEARING ON THIS DRAWING IS THE PROPERTY OF BRIGADE ELECTRONICS, AND IS DISCLOSED IN CONFIDENCE. IT IS NOT TO BE COPIED, REPRODUCED, REVEALED TO OR EXPROPRIATED BY OTHERS, EITHER IN WHOLE OR IN PART WITHOUT THE EXPRESS WRITTEN CONSENT OF BRIGADE ELECTRONICS.

BRIGADE
www.brigade-electronics.com

Assembly Pt Approval S.WAN	Approved by S.MATTHEWS	Checked by R.BATES	Drawn by L.BRAR
Angle of Projection 	Units mm	Scale N/A	Released 15/01/14
Status RELEASED	Assembly Ref 1MNO-00695		
Part No 4551	BE-002778-02-13		